



---

# **CLINTON INDUSTRIES**

---

**“SERVING THE SEWING INDUSTRY SINCE 1954”**

*A division of the Consew group of companies*

## **ADD-ON DEVICES FOR SEWING MACHINE AUTOMATION**

**THREAD CUTTERS**

**TAPE CUTTERS**

**WASTE REMOVAL**

**FOOTLIFTERS**

**REVERSE SWITCHES**

**FRAME DROPPERS**

---

212-741-7788

info@clintonind.com

www.clintonind.com

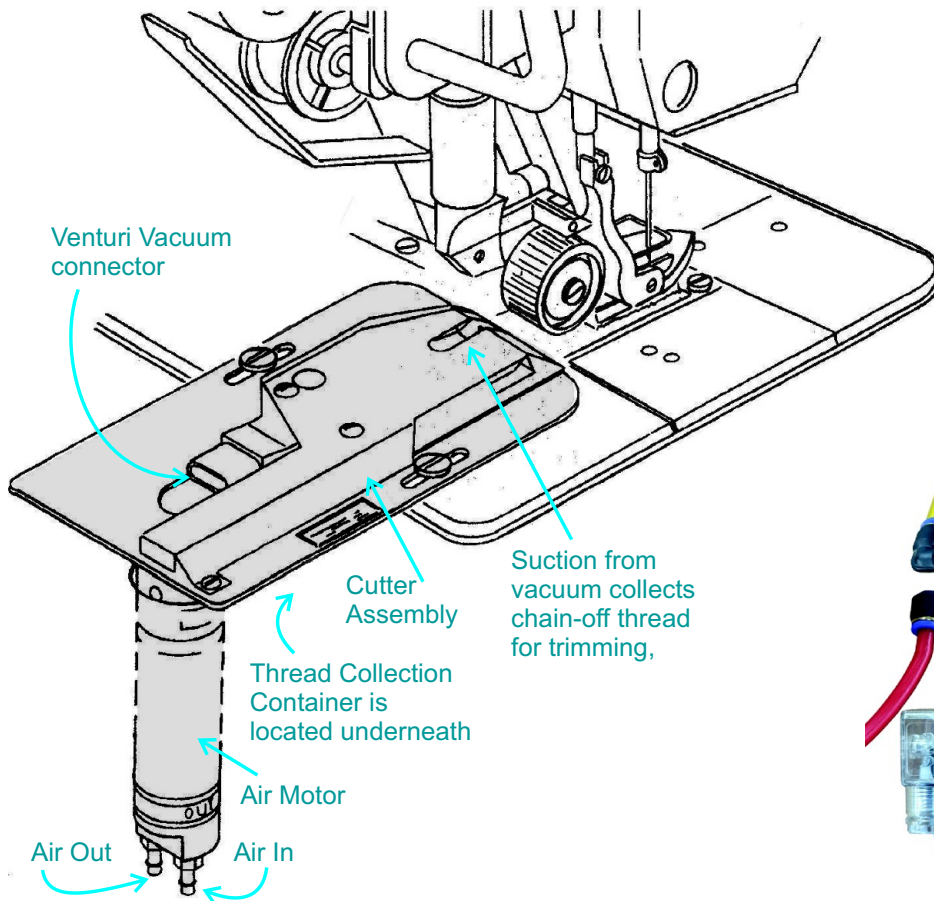
Updated 9-22-2022

# 2115FCA-V-C-TCB

With Treadle Switch and Thread Collection Container and air motor cutter.

# 2115FCA-V-C-TCB-SV

With 24 volt DC Solenoid Valve and Thread Collection Container and air motor cutter.



Air Motor Chain cutters are state of the art cutting systems specifically designed for Flat Bed Chain Stitch machines, featuring carbide blades and venturi vacuum. They provide clean, close and consistent "ON" and "OFF" cuts.

An external air motor drive operates the cutter at approximately 2,000 RPM when pulsed, utilizing less than 2 CFM of air. It drastically reduces blade wear and allows the cutting system to readily accommodate high speed sewing machines. All components are readily accessible for ease of adjustment and maintenance.

*The Clinton 2115FCA series can be easily installed on the following brands of machines.*

Brother, Durkopp, Juki, Kansai, Kingsline, Pfaff, Singer, Union Special, W&G, Yamato

*\*Contact Clinton for information about fitting to your specific machine model.*





## CLINTON INDUSTRIES

"SERVING THE SEWING INDUSTRY SINCE 1954"

A division of the Consew group of companies

## Thread Trimming with Venturi (vacuum) and Collection Container for Flatbed Machines

The Clinton flat-action chain cutter, Model 2115FCA, is a continuous cutting system driven by a miniature air motor. The cutting system enables the operator to cut the chain at the beginning and at the end of the fabric being sewn. Cutting action is accomplished automatically at the beginning cut and by operator handling of the material at the end cut.



Adjustable Treadle Rod with Air Switch



Venturi (vacuum device)



Collection Bag and Venturi

**Replacement Blades for 2115FCA:**  
Stationary blade # 10-0891-01, Movable blade # 10-0890-01

# 3115FCA-V-C-TCB

With Reciprocating Thread Cutting Blade for heavy Threads,  
Treadle Switch and Thread Collection Container

# 3115FCA-V-C-TCB-SV

With Reciprocating Thread Cutting Blade for heavy Threads,  
24 volt DC Solenoid Valve and Thread Collection Container


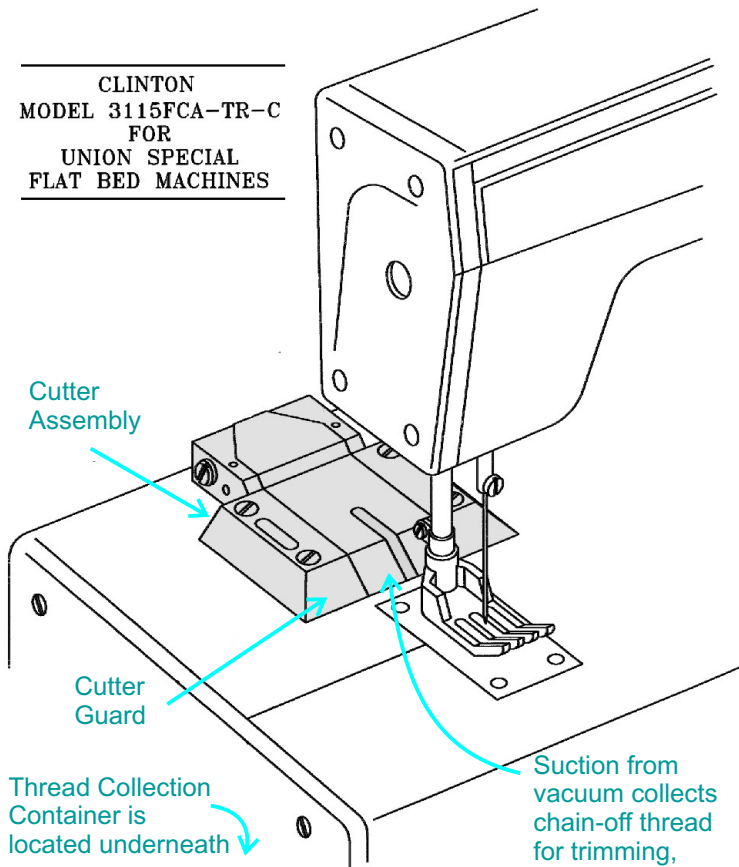


**CLINTON INDUSTRIES**

"SERVING THE SEWING INDUSTRY SINCE 1954"  
A division of the Consew group of companies

## Thread Trimming with Venturi (vacuum) and Collection Container for Flatbed Machines

These Clinton models use a reciprocating piston thread cutting blade (designed for heavy threads.) The cutting system enables the operator to cut the chain at the beginning and at the end of the fabric being sewn. Cutting action is accomplished automatically at the beginning cut and by operator handling of the material at the end cut.




These reciprocating chain cutters are state of the art cutting systems specifically designed for Flat Bed Chain Stitch machines, featuring carbide blades and venturi vacuum. They provide clean, close and consistent "ON" and "OFF" cuts for heavy threads.

An internal reciprocating piston operates the cutter at approximately 2,000 RPM when pulsed, utilizing less than 2 CFM of air. It drastically reduces blade wear and allows the cutting system to readily accommodate high speed sewing machines. All components are readily accessible for ease of adjustment and maintenance.

*The Clinton 3115FCA series can be easily installed on the following brands of machines.*

Brother, Durkopp, Juki, Kansai, Kingsline, Pfaff, Singer, Union Special, W&G, Yamato

\*Contact Clinton for information about fitting to your specific machine model.



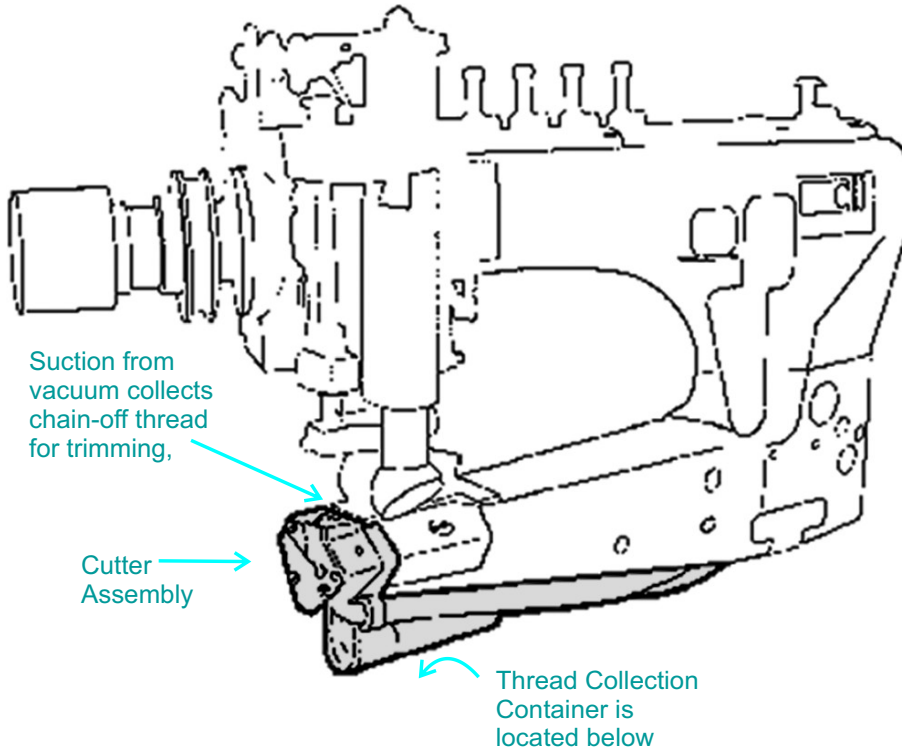
**Replacement blades for 3115FCA:**  
Stationary blade # 10-1469, Movable blade # 10-1470-01

# 2115FOTA-V-C-TCB

For Feed-Off-the-Arm machines with Treadle Switch, Thread Collection Container and air motor cutter.

# 2115FOTA-V-C-TCB-SV

For Feed-Off-the-Arm machines with 24 volt DC Solenoid Valve, Thread Collection Container and air motor cutter.



Air Motor Chain cutters are state of the art cutting systems specifically designed for Feed-Off-the-Arm machines, featuring carbide blades and venturi vacuum. They provide clean, close and consistent "ON" and "OFF" cuts.

An external air motor drive operates the cutter at approximately 2,000 RPM when pulsed, utilizing less than 2 CFM of air. It drastically reduces blade wear and allows the cutting system to readily accommodate high speed sewing machines. All components are readily accessible for ease of adjustment and maintenance.

*The Clinton 2115FOTA series can be easily installed on the following brands of machines.*

Pfaff, Union Special, Yamato

*\*Contact Clinton for information about fitting to your specific machine model.*




## CLINTON INDUSTRIES


"SERVING THE SEWING INDUSTRY SINCE 1954"  
A division of the Consew group of companies

## Thread Trimming with Venturi (vacuum) and Collection Container for Feed-Off-the-Arm Machines

The Clinton flat-action chain cutter, Model 2115FOTA, is a continuous cutting system driven by a miniature air motor. The cutting system enables the operator to cut the chain at the beginning and at the end of the fabric being sewn. Cutting action is accomplished automatically at the beginning cut and by operator handling of the material at the end cut.



Air-Switch, Regulator, Dryers. with Hoses



Adjustable Treadle Rod with Air Switch

Venturi (vacuum device)



Collection Bag and Venturi

### Replacement blades for 2115FOTA:

Stationary blade # 10-00845-01, Movable blade # 10-0864-01

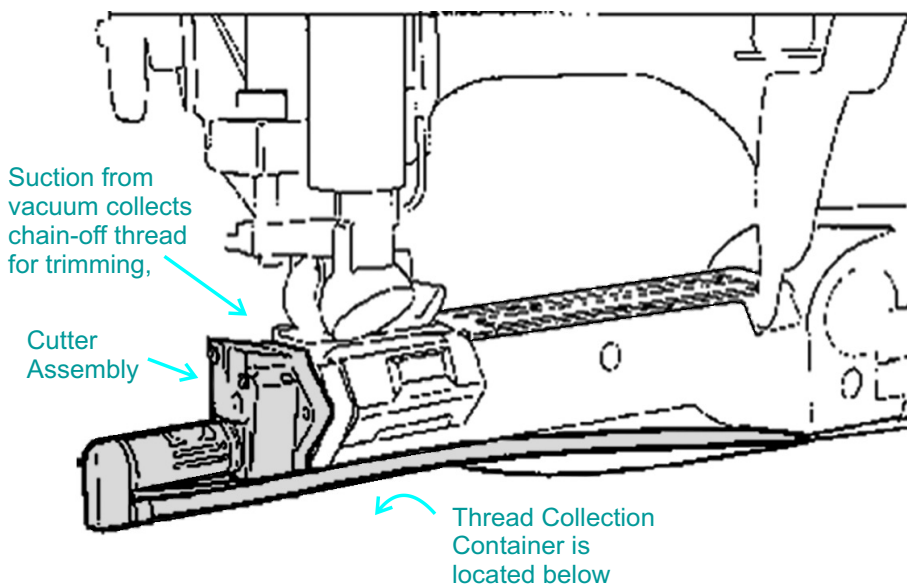
# 6115FOTA-V-C-TCB

For Feed-Off-the-Arm machines with Treadle Switch, Thread Collection Container and air motor cutter.

# 6115FOTA-V-C-TCB-SV

For Feed-Off-the-Arm machines with 24 volt DC Solenoid Valve, Thread Collection Container and air motor cutter.

NOTE : this model has the same functions as the 2115FOTA-V-C-TCB and SV. The difference is that this design is for smaller diameter goods, such as child sized arms and sleeves



Air Motor Chain cutters are state of the art cutting systems specifically designed for Feed-Off-the-Arm machines, featuring carbide blades and venturi vacuum. They provide clean, close and consistent "ON" and "OFF" cuts.

An external air motor drive operates the cutter at approximately 2,000 RPM when pulsed, utilizing less than 2 CFM of air. It drastically reduces blade wear and allows the cutting system to readily accommodate high speed sewing machines. All components are readily accessible for ease of adjustment and maintenance.

*The Clinton 6115FOTA series can be easily installed on the following brands of machines.*

Brother, Juki, Pfaff, Rimoldi, Singer, Union Special, Yamato

*\*Contact Clinton for information about fitting to your specific machine model.*




## CLINTON INDUSTRIES


"SERVING THE SEWING INDUSTRY SINCE 1954"  
A division of the Consew group of companies

## Thread Trimming with Venturi (vacuum) and Collection Container for Feed-Off-the-Arm Machines

The Clinton flat-action chain cutter, Model 2115FOTA, is a continuous cutting system driven by a miniature air motor. The cutting system enables the operator to cut the chain at the beginning and at the end of the fabric being sewn. Cutting action is accomplished automatically at the beginning cut and by operator handling of the material at the end cut.



Air-Switch, Regulator, Dryers. with Hoses



Adjustable Treadle Rod with Air Switch



Venturi (vacuum device)

Collection Bag and Venturi

**Replacement blades for 6115FOTA:**

Stationary blade 10-1330-01 Movable blade 10-1329-01

# SCA-C-FL-TVP SERIES

Side Action Thread Chain Cutter For Overlock Machines



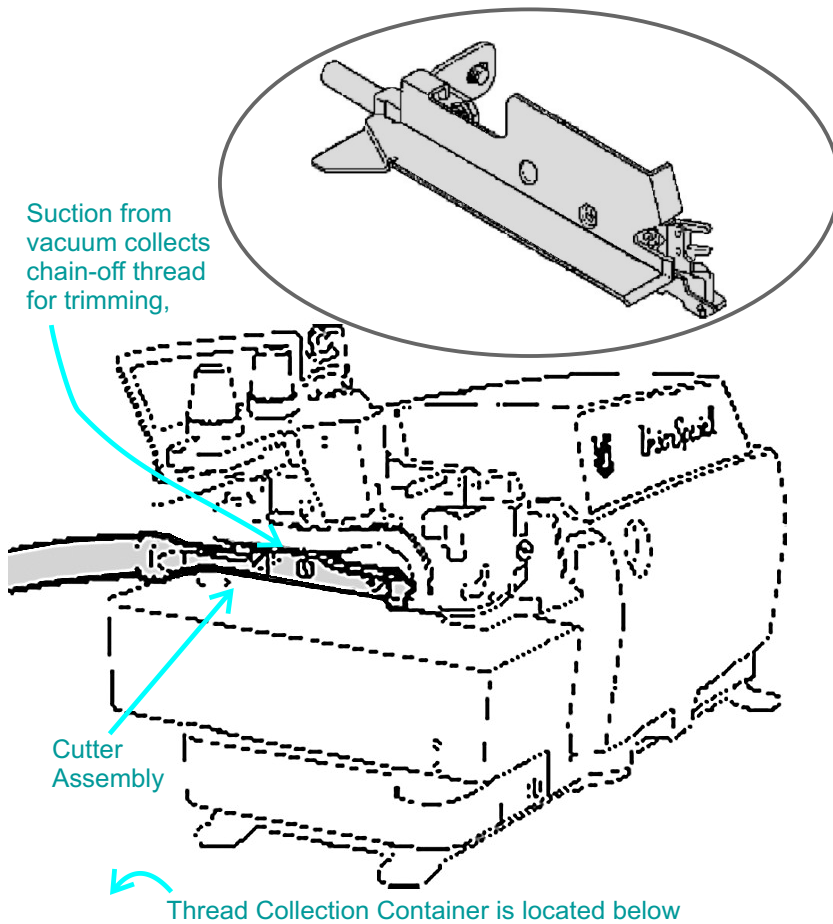
**CLINTON INDUSTRIES**

"SERVING THE SEWING INDUSTRY SINCE 1954"

A division of the Consew group of companies

## Thread Trimming with Venturi (vacuum) and Collection Container for Overlock Machines

The Clinton SIDE-Action chain cutter, SCA-C-FL-TVP series, is a continuous cutting system, mechanically driven by an actuator coupled to the feed mechanism of the overlock machine. The cutting system enables the operator to cut the chain at the beginning and at the end of the fabric being sewn. Cutting action is accomplished automatically at the beginning cut and by operator handling of the material at the end cut.



These side-action chain cutters are state of the art cutting systems specifically designed for overlock machines, featuring carbide blades and venturi vacuum. They provide clean, close and consistent "ON" and "OFF" cuts.

Device is mechanically driven by an actuator coupled to the feed mechanism of the overlock machine. The cutting action is activated when you step on the pedal. All components are readily accessible for ease of adjustment and maintenance.

*The Clinton SCA-C-FL-TVP series can be easily installed on the following machines.*

Model numbers..

200-SCA-C-FL-TVP for Juki MO 3900 series

201-SCA-C-FL-TVP for Juki MOC 3900 series

202-SCA-C-FL-TVP for Yamato AZ series

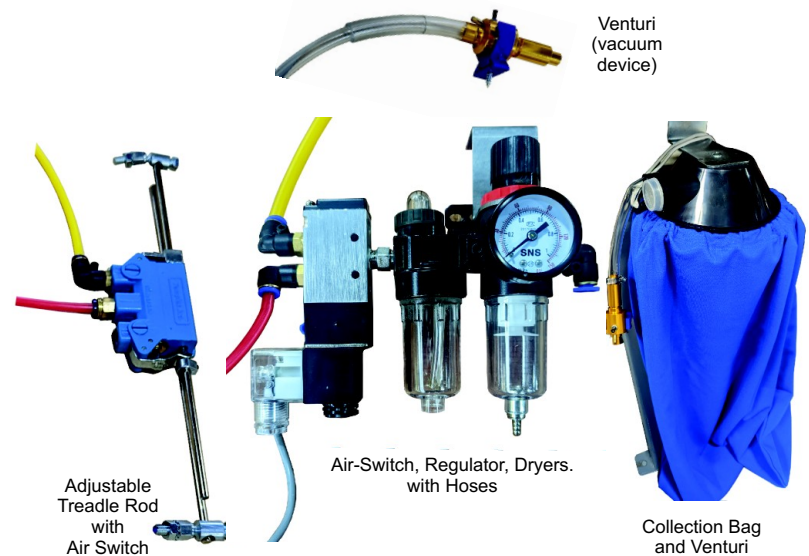
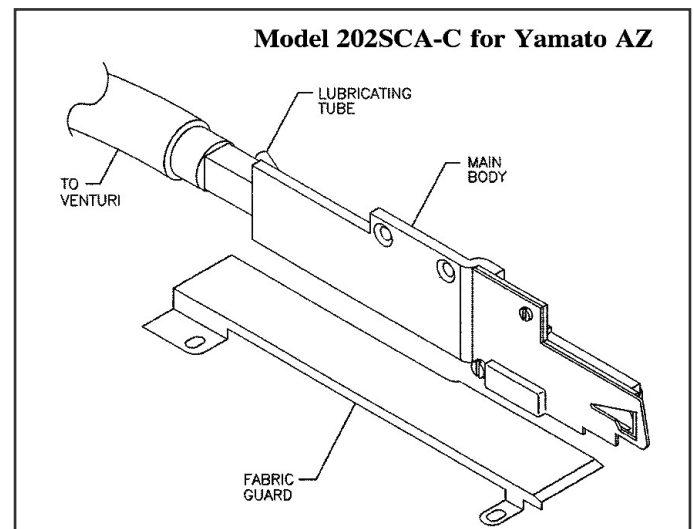
203-SCA-C-FL-TVP for Brother V series

204-SCA-C-FL-TVP for Pegasus EX series

205-SCA-C-FL-TVP for Pegasus MO600 series

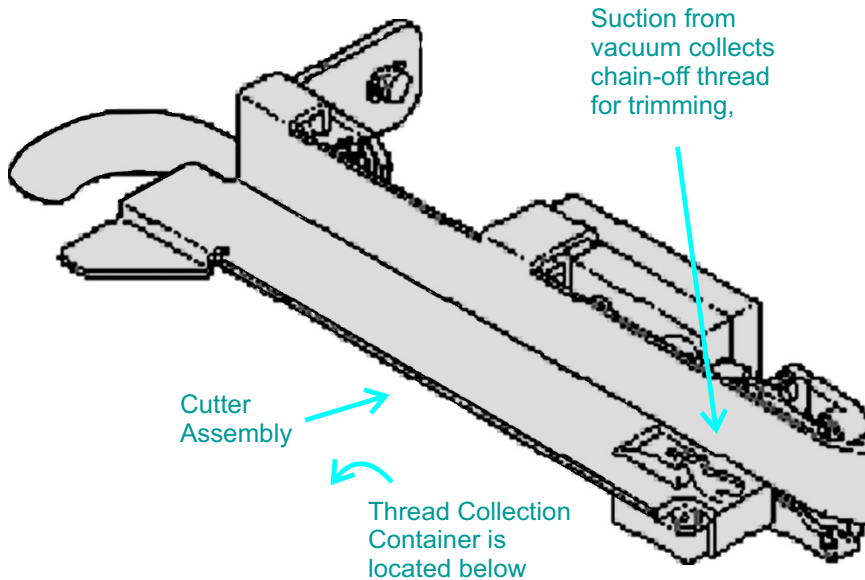
206-SCA-C-FL-TVP for Juki MO 2500 series

\*Contact Clinton for information about fitting to your specific machine model.



# FCA-C-FL-TVP SERIES

Flat Action Thread Chain Cutter For Overlock Machines



These side-action chain cutters are state of the art cutting systems specifically designed for overlock machines, featuring carbide blades and venturi vacuum. They provide clean, close and consistent "ON" and "OFF" cuts.

Device is mechanically driven by an actuator coupled to the feed mechanism of the overlock machine. The cutting action is activated when you step on the pedal. All components are readily accessible for ease of adjustment and maintenance.

*The Clinton SCA-C-FL-TVP series can be easily installed on the following machines.*

Model numbers..

200-FCA-C-FL-TVP for Juki MO-2300 series, MO-2400 series, MO-2500 series, MOG-2516, MOU-2516

201-FCA-C-FL-TVP for Juki MO-3600 series, MO-3700 series, MO-3900 series

202-FCA-C-FL-TVP for Pegasus E-32, E-52, EX series

203-FCA-C-FL-TVP for Yamato AZ series

204-FCA-C-FL-TVP for Brother V series

206-FCA-C-FL-TVP for Juki MOG/ MOJ series

207-FCA-C-FL-TVP for Pegasus 700

208-FCA-C-FL-TVP for Siruba 737, 757

209-FCA-C-FL-TVP for Juki MOR Top Feed

*\*Contact Clinton for information about fitting to your specific machine model.*



**CLINTON INDUSTRIES**

"SERVING THE SEWING INDUSTRY SINCE 1954"


A division of the Consew group of companies

## Thread Trimming with Venturi (vacuum) and Collection Container for Overlock Machines

The Clinton FLAT-Action chain cutter, FCA-C-FL-TVP series, is a continuous cutting system, mechanically driven by an actuator coupled to the feed mechanism of the overlock machine. The cutting system enables the operator to cut the chain at the beginning and at the end of the fabric being sewn. Cutting action is accomplished automatically at the beginning cut and by operator handling of the material at the end cut.



Air-Switch, Regulator, Dryers.  
with Hoses



Adjustable  
Treadle Rod  
with  
Air Switch

Venturi  
(vacuum  
device)

Collection Bag  
and Venturi

# THREAD TRIM & FRAME OPENER FOR US BLINDSTITCH

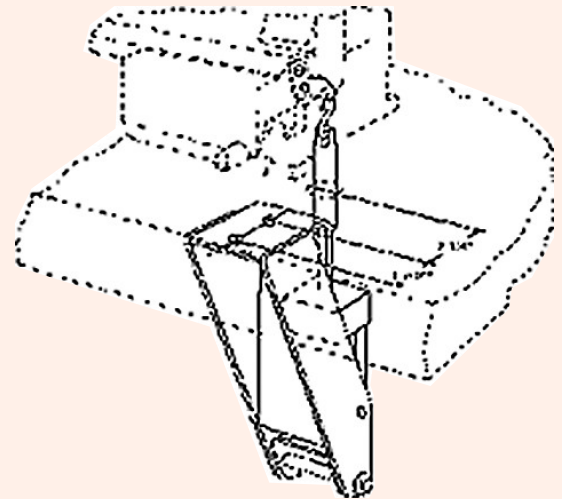
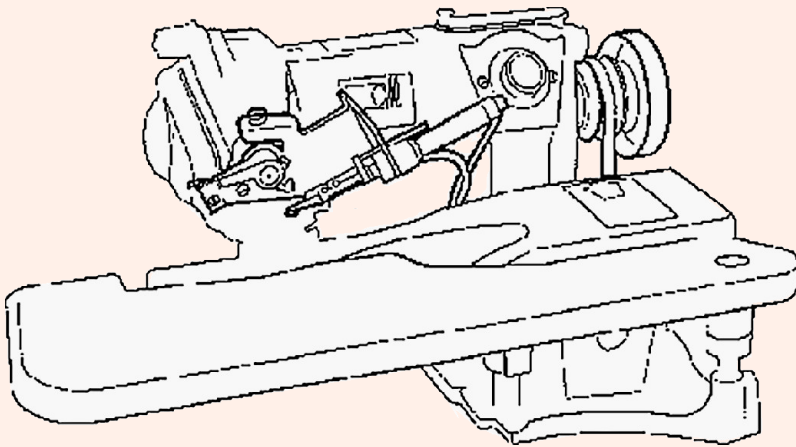
## Model 132FR TRIM AND FRAME DROP SYSTEM FOR BLINDSTITCH MACHINES

- **AIR OPERATED THREAD TRIM**

- **AIR OPERATED FRAME DROP**

\* Requires Servo Motor (not supplied)  
 (Example of a compatible servo motor is the Ho Hsing I90M)

FRAME DROP lowers the frame (work bed) opening to load or remove your fabric. A real effort saver!



This ergonomic device is designed to fit on all U.S. Blindstitch machines. Used with an electronic motor, the knee lever is eliminated and the thread is cut simply by heling the treadle. The high quality blade is designed to cut all types of thread. The kit is available on all new machines and can also be ordered separately for installation in your factory

*Model 132 can be fitted for the following machines:*

- Adamson:
- Brother: B-933, B-935
- Chandler: M60
- Columbia: 300
- Comet: 69SS
- Consew: 221, 222
- Kansai: 1118
- Lewis: 43-24, 150
- Maier: 241
- Premier: 817
- Reece 78-051, -052, -055, -059, -060, -063, -065, -067
- Rex: 618
- Singer: 6D, 6SS, 7SS, 7SS AM, 7SS BL ST, 9PL, 9SS1, 12SS1, 962S
- Sunco: 618
- Union Special: 35700, 37500, 37600
- U.S. Blindstitch: 88, 98, 518, 538, 718, 1118, 1200-bf
- Yamato: CM-251, -252 -255, - 259, -260, -261, -262, -263, -265, -267



**US Blindstitch Model 1118-7 with Clinton device installed**

**Replacement blade for 132FR:**  
 Replacement blade 01-4979-01



# HEAVY DUTY TAPE & WAISTBAND CUTTERS

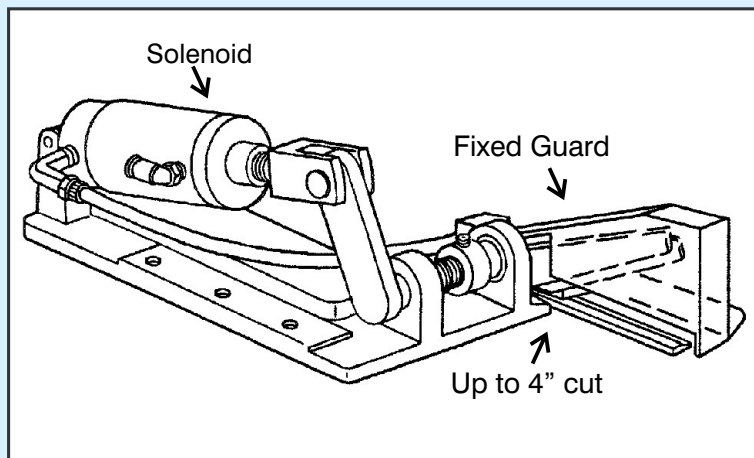

**CLINTON INDUSTRIES**

"SERVING THE SEWING INDUSTRY SINCE 1954"  
A division of the Consew group of companies

## 205NSA-KS-FORG

AIR OPERATED HEAVY DUTY TAPE AND WAISTBAND CUTTER

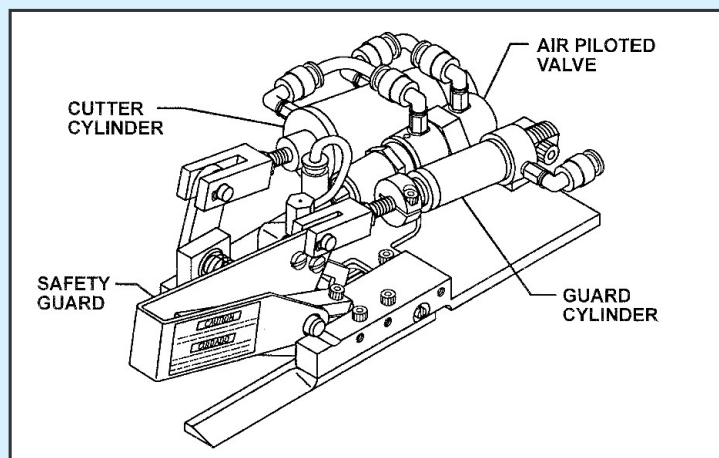
**4" BLADES: UP TO 3½" CUT WITH FIXED GUARD**



## 405NSA-SG-KS-FORG

AIR OPERATED HEAVY DUTY TAPE CUTTER

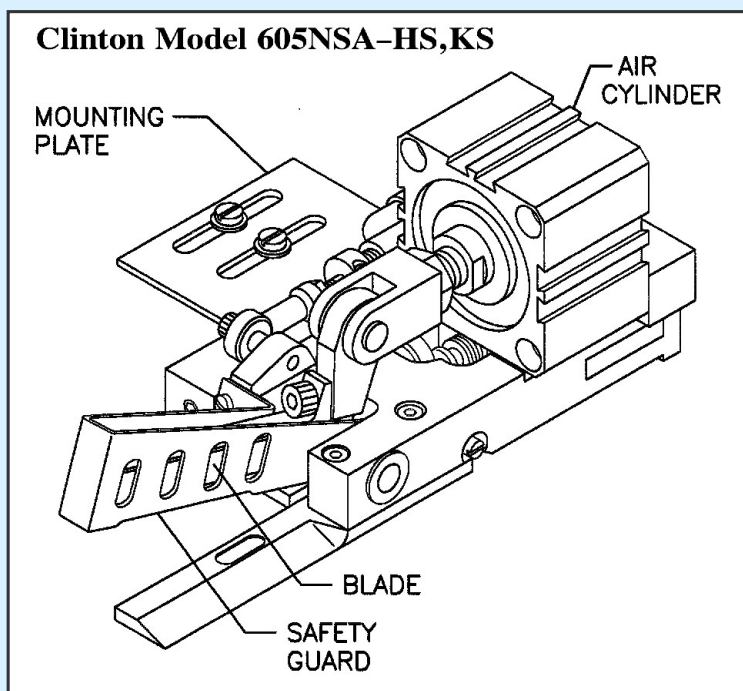
**1½" BLADES: UP TO 1" CUT WITH MOVABLE GUARD**



## 605NSA-SC-KS-FORG

AIR OPERATED FAST ACTION TAPE AND WAISTBAND CUTTER WITH AIR OPERATED SAFETY GUARD

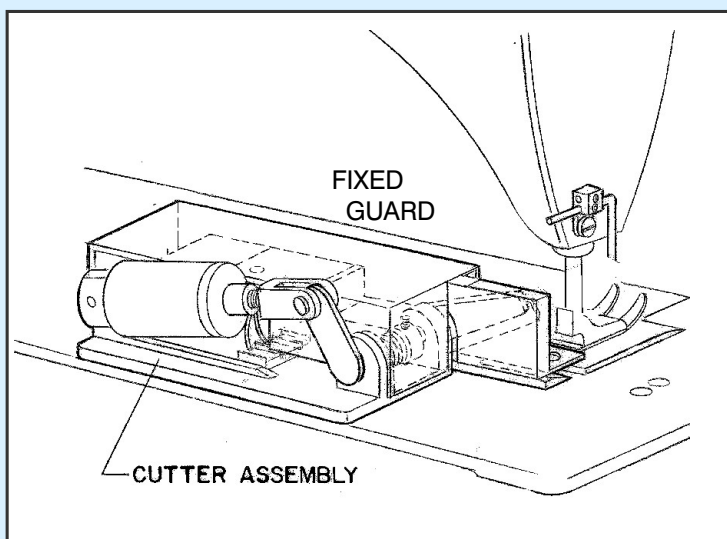
**3" BLADES: UP TO 3½" CUT WITH MOVABLE GUARD**



## 405NSA-KS-FORG

AIR OPERATED FAST ACTION TAPE CUTTER

**1½" BLADES: UP TO 1" CUT WITH FIXED GUARD**



\* Note: These devices must only be operated with their safety guards properly installed and adjusted.

**STAY SHARP!**  
with  
**Replacement Blades**  
from **CLINTON!**

(405NSA and 405NSA-SG) Stationary blade # 01-7910-02, Movable blade # 01-7909-02  
(605NSA) Stationary blade # 02-2904-02, Movable blade # 02-2903-01  
(205NSA 2.5 in. blades) Stationary blade # 01-1536-11, Movable blade # 01-1511-11  
(205NSA 3 in. blades) Stationary blade # 01-1536-21, Movable blade # 01-1511-31  
(205NSA 4 in. blades) Stationary blade # 01-1536-31, Movable blade # 01-1511-21


**CLINTON INDUSTRIES**

 "SERVING THE SEWING INDUSTRY SINCE 1954"  
 A division of the Consew group of companies

# WASTE REMOVAL SYSTEMS

The skiver can produce more waste and mess than almost any other sewing related machine. These Clinton Waste Removal Systems can keep the mess at bay, automatically! Install this for a cleaner, safer, more cost effective work environment.

## 2505/Skiver

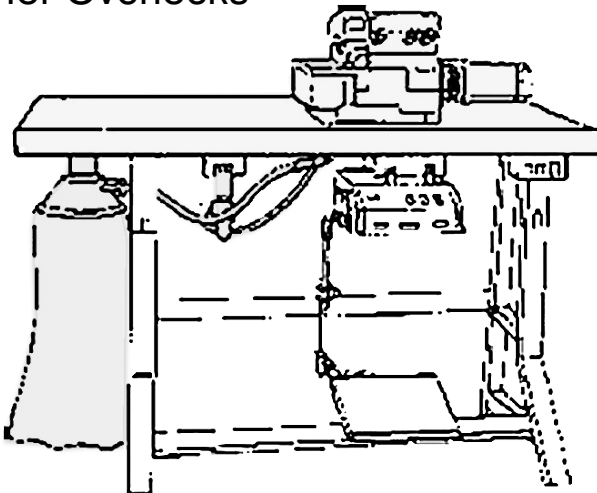


Waste removal system with bag type container for Skiver machines



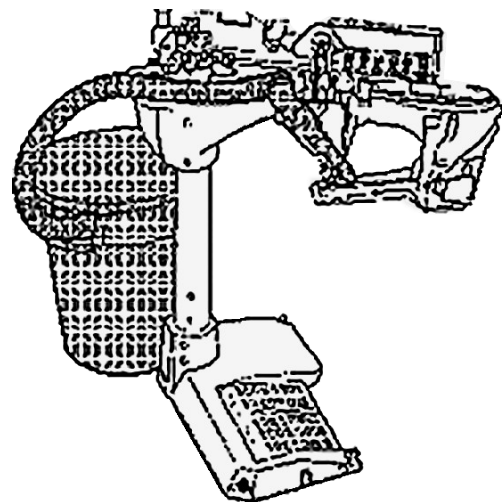
## 2505B

Dual chain and waste removal system with bag type container for Overlocks



## 2507B

Dual chain and waste removal system with bag type container for Feed-Off-The-Arm machines




**CLINTON INDUSTRIES**

"SERVING THE SEWING INDUSTRY SINCE 1954"

A division of the Consew group of companies

# CONSEW / PREMIER Servo Motors

## Models CSM3002 / CSM4002

These motors have a signal that is active when you heel the pedal. This signal can be used to activate the air switch regulator and operate the footlift air cylinder. This eliminates the need to use the air switch treadle rod.

### 1 HP (750 Watt) Brushless Servo Motors – Energy Efficient Saves up to 70% Electricity

### Speed: 0–4,500 RPM

- **NO NOISE** WHEN MACHINE IS NOT RUNNING
- **NO VIBRATION** WHEN MACHINE IS NOT RUNNING
- **DRAWS MINIMAL ELECTRICITY** WHEN MACHINE IS NOT RUNNING
- Uses the same mounting holes as a clutch motor
- High Torque D.C. Electronic Servo Motor
- Easy to adjust speed & motor direction with buttons
- No clutch disc
- Adjustable belt tightener
- Belt guard, pulley & mounting hardware included
- Light weight Approx. 10 - 12 lbs (5 kgs)
- Starts-up at low speed
- Works well on heavy duty machines

### SPECIFICATIONS / Models with Footlift


MODEL	AC VOLTS	SYNC	FOOT LIFT	SPEED (RPM)	WATTS	HP
CSM3002	110	YES	YES	0-4500	750	1 HP
CSM4002	220	YES	YES	0-4500	750	1 HP

Motors are Single Phase



CSM3002

### Needle Positioner (Synchronizer)



Note:  
Motors work with or without Synchronizer.



Includes power cord and plug (not shown.)

Picture at left of CSM1000 Servo Motor Shows what a Complete Motor Setup looks like. and includes the cord and plug

# AUTOMATIC FOOTLIFT AUTOMATIC REVERSE




**CLINTON INDUSTRIES**

"SERVING THE SEWING INDUSTRY SINCE 1954"  
A division of the Consew group of companies

*Retrofit your machines with Clinton labor saving devices, for all brands of machines, to increase productivity, including:*


- Automatic Reverse
- Automatic Footlift




**Footlift Air Cylinder on a Consew 199RBL**



**Clinton Knuckle Switch for convenient control of Air Reverse Function**




**Automatic Reverse Air Cylinder**




**Consew 2050 with Clinton Auto-Reverse**



**Auto-Reverse on a Consew 255**



**Typical Clinton Automatic Footlift for machines such as Consew 745's**



**Lift Cylinder**